



victron energy
B L U E P O W E R

Phoenix Inverters

180VA – 750VA

Phoenix Inverter

SinusMax - Superior engineering

Developed for professional duty, the Phoenix range of inverters is suitable for the widest range of applications. The design criteria have been to produce a true sine wave inverter with optimised efficiency but without compromise in performance. Employing hybrid HF technology, the result is a top quality product with compact dimensions, light in weight and capable of supplying power, problem-free, to any load.

Extra start-up power

A unique feature of the SinusMax technology is very high start-up power. Conventional high frequency technology does not offer such extreme performance. Phoenix inverters, however, are well suited to power up difficult loads such as computers and low power electric tools.

To transfer the load to another AC source: the automatic transfer switch

For our lower power models we recommend the use of our Filax Automatic Transfer Switch. The Filax features a very short switchover time (less than 20 milliseconds) so that computers and other electronic equipment will continue to operate without disruption.

LED diagnosis

Please see manual for a description.

Remote on/off switch

Connector for remote on off switch available on all models.

Remote control panel (750VA model only)

Connects to the inverter with a RJ12 UTP cable (length 3 meter, included).

DIP switch for 50/60Hz selection (750VA model only)

DIP switches for Power Saving Mode (750VA model only)


When operating in Power Saving Mode, the no-load current is reduced to 1/3 of nominal. In this mode the inverter is switched off in case of no load or very low load, and switches on every two seconds for a short period. If the output current exceeds a set level, the inverter will continue to operate. If not, the inverter will shut down again. The on/off level can be set from 15W to 85W with DIP switches.

Available with three different output sockets


Please see pictures below.



Phoenix Inverter 12/350
with IEC-320 sockets



Phoenix Inverter 12/180
with Schuko socket



Phoenix Inverter 12/180
with Nema 5-15R sockets



Victron Energy B.V. / De Paal 35 / 1351 JG ALMERE / The Netherlands

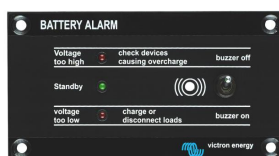
Phone: (+31) (0)36 535 97 00 / Fax: (+31) (0)36 535 97 40 / www.victronenergy.com / e-mail: sales@victronenergy.com

Specifications

Phoenix Inverter	12 Volt 24 Volt 48 Volt	12/180 24/180 48/180	12/350 24/350 48/350	12/750 24/750 48/750
Cont. AC power at 25 °C (VA) (3)		180	350	750
Cont. power at 25 °C / 40 °C (W)		175 / 150	300 / 250	700 / 650
Peak power (W)		350	700	1400
Output AC voltage / frequency (4)		110VAC or 230VAC +/- 3% 50Hz or 60Hz +/- 0,1%		
Input voltage range (V DC)		10,5 - 15,5 / 21,0 - 31,0 / 42,0 - 62,0		
Low battery alarm (V DC)		11,0 / 22 / 44		
Low battery shut down (V DC)		10,5 / 21 / 42		
Low battery auto recovery (V DC)		12,5 / 25 / 50		
Max. efficiency 12 / 24 / 48 V (%)		87 / 88 / 89	89 / 89 / 90	91 / 93 / 94
Zero-load power 12 / 24 / 48 V (W)		2,6 / 3,8 / 4,0	3,1 / 5,0 / 6,0	14 / 14 / 13
Zero-load power in Power Saving mode		n. a.	n. a.	3 / 4 / 5
Protection (2)		a - e		
Operating temperature range		-20 to +50 °C (fan assisted cooling)		
Humidity (non condensing)		max 95%		
ENCLOSURE				
Material & Colour		aluminium (blue Ral 5012)		
Battery-connection		1)	1)	Screw terminals
Standard AC outlets		IEC-320 (IEC-320 plug included), Schuko, or Nema 5-15R		
Other outlets (at request)		United Kingdom, Australia/New Zealand		
Protection category		IP 20		
Weight (kg / lbs)		2,7 / 5,4	3,5 / 7,7	2,7 / 5,4
Dimensions (hwxwd in mm) (hwxwd in inches)		72x132x200 2.8x5.2x7.9	72x155x237 2.8x6.1x9.3	72x180x295 2.8x7.1x11.6
ACCESSORIES				
Remote control panel		n. a.	n. a.	Optional
Remote on-off switch		Two pole connector		RJ12 plug
Automatic transfer switch		Filax		
STANDARDS				
Safety		EN 60335-1		
Emission / Immunity		EN55014-1 / EN 55014-2		

- 1) Battery cables of 1.5 meter (12/180 with cigarette plug)
- 2) Protection
 - a. Output short circuit
 - b. Overload
 - c. Battery voltage too high
 - d. Battery voltage too low
 - e. Temperature too high
- 3) Non linear load, crest factor 3:1
- 4) Frequency can be set by DIP switch (750VA models only)

Accessories



Battery Alarm

An excessively high or low battery voltage is indicated by an audible and visual alarm, and a relay for remote signalling.



Remote Control Panel

(750VA models only)
RJ12 UTP cable to connect to the inverter is included (length: 3 meter).



BMV-600 Battery Monitor

The BMV-600 Battery Monitor features an advanced microprocessor control system combined with high resolution measuring systems for battery voltage and charge/discharge current. Besides this, the software includes complex calculation algorithms to exactly determine the state of charge of the battery. The BMV-600 selectively displays battery voltage, current, consumed Ah or time to go. The monitor also stores a host of data regarding performance and use of the battery.